

## V4- ASSEMBLY INSTRUCTIONS







V04/17

[www.aquaness.fr](http://www.aquaness.fr)

PM Industrie sarl, fabricant - 18, rue de la bergerie F-67310 Allenwiller  
Phone +33/03 88 02 00 57 fax +33/03 88 71 00 53  
aquaness.france@aquaness.fr  
Siret 45347774700035 - TVA FR08 453477747

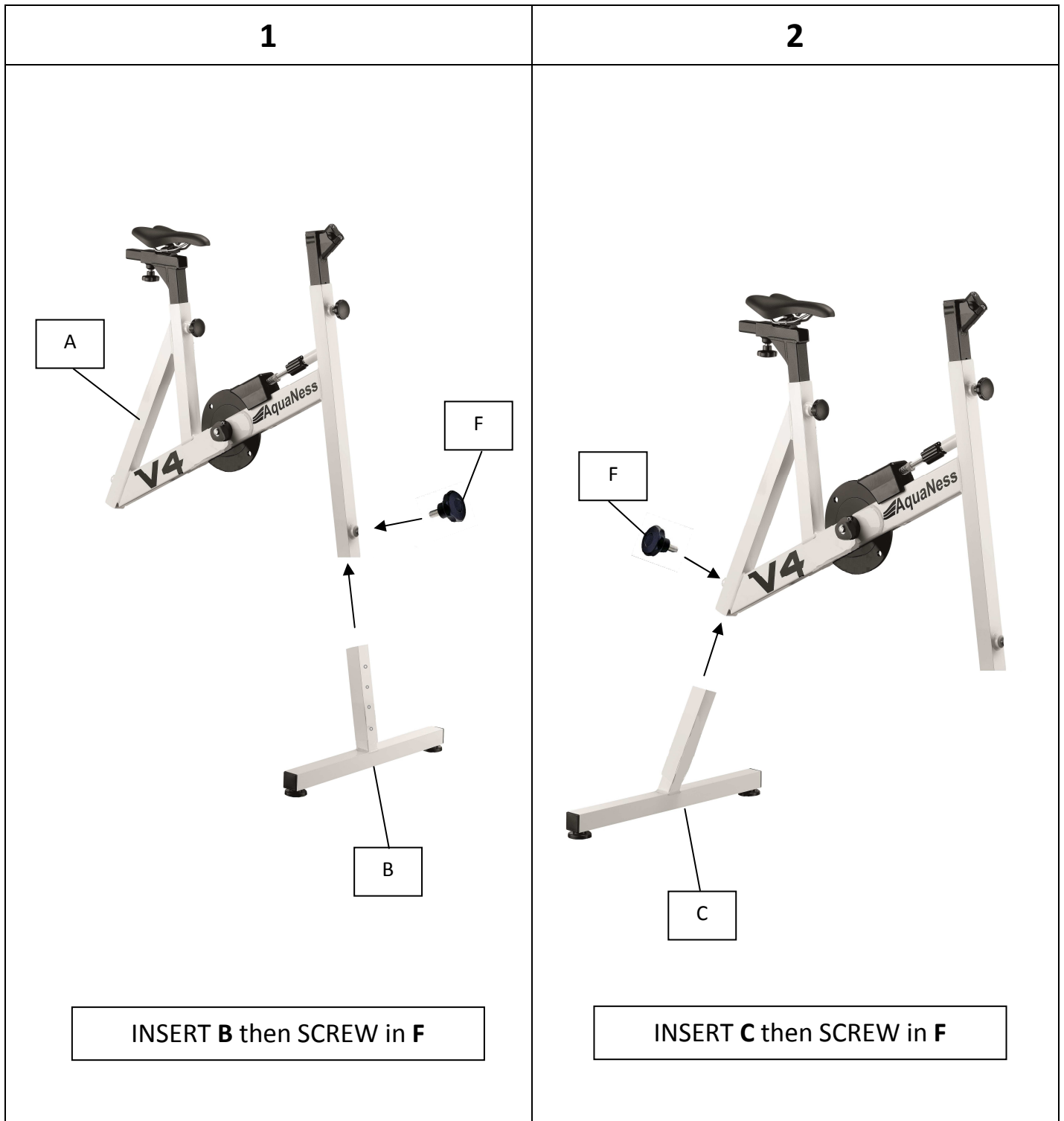
### PARTS :

FRAME (A)	FRONT FOOT (B)
	<p>FRONT AVANT</p> 
	<p>X1</p>
	<p>REAR FOOT (C)</p>
	<p>BACK ARRIERE</p> 
<p>X1</p>	
<p>HANDLEBAR (D)</p>	
	
<p>X1</p>	<p>X1</p>

### PLASTIC BAG CONTENTS :

Pedal (E1, E2)	Tightening knob (F)	
		<p>X</p>
<p>X2</p>	<p>X2</p>	

## I. FOOT ASSEMBLY (B&C) ON FRAME (A)



## II. PEDAL ASSEMBLY (E1 et E2)

**3**

Unscrew pedal axis



Insert **E1** on one side of **FRAME A**

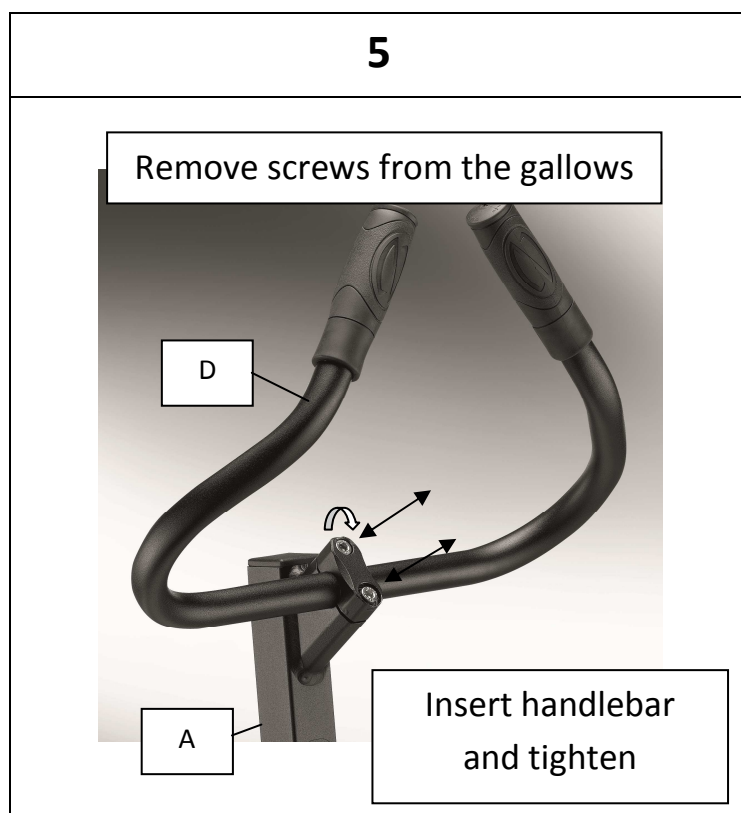
**4**

Insert **E2** on the other side



Tighten the **AXIS**

### III. HANDLEBAR ASSEMBLY (D)



### IV. ADJUST your Aquabike (seat, handlebars & frame)





## V. TECHNICAL SPECIFICATIONS

- Adjustable pedal power using the disc brake (from free-wheeling to maximum resistance)
- Anatomic pedals with foot arch for pedaling barefoot (neoprene adjustable buckle)
- Adjustable reversible handlebars
- Standard suction pads (recommended for aquabiking classes) for all types of surfaces
- Recommended water height : 1m10 ( 40'' ) minimum
- Aluminum series 6000, marine quality (frame, handlebars, pedal crank)
- Epoxy paint, resists to salt and chlorine
- 2-year guarantee (frame, handlebars, pedal crank)
- 6-month guarantee for wearing parts (handles, belts, saddle)
- Weight : 13.90 kg (28 lbs)

→ Référence : AQUABIKE V4

→ Available in 9 COLORS : *blue, white, red, light grey (aluminum grey), pink, yellow, dark grey (slate grey), water green, light blue (blue liner)*

### Options \*\*\* :

\*\*\* XL COMFORT SADDLE

\*\*\* CLASSIC AQUA HANDLEBARS

-black aluminum diam.25 mm (1'')(same as on V1-V2-V3)

\*\*\* FOOT PADS/TAMPONS, with hardware/screws

Replacement of standard suction pads



## MAINTENANCE TIPS

*THANK YOU for purchasing **AquaNess**.  
We hope you will enjoy*



*aquabiking or aquajogging.*

### **PLEASE READ CAREFULLY**

#### **IMPORTANT**

**before each immersion or use in your pool or spa, check the pH of the water !**

*The pH, or potential hydrogen, is the concentration of hydrogen ions in water.  
pH is gauged on a scale between 0 and 14. Pool water must be neutral or slightly alkaline*

#### **Pool water should ideally be at pH 7.4**

- Warning: *AquaNess's* warranty shall not apply if a pH imbalance causes possible alterations of the paint, frame and/or stainless steel bolts
- Remove your *AquaNess* from the water after use, rinse thoroughly with fresh water and wipe dry (don't forget underneath the saddle for bikes)
- Do not add chemicals or water treatments when your *AquaNess* is in the water, or nearby (splashes could dissolve paint or other components)
- Be careful not to drop your *AquaNess* or jump on it when entering the pool. Avoid all shocks. Impacts on the paint or frame due to a drop or by improperly jumping or using *AquaNess* are not covered by the Limited Warranty.
- When not in use, store the *AquaNess* device in a dry, ventilated area.
- Any breaches of the above maintenance advice shall void the Limited Warranty
- 2-year warranty for manufacturing defects on metal components
- 6-month warranty for wearing parts (saddle, handlebars, belts)

[www.aquaness.fr](http://www.aquaness.fr)